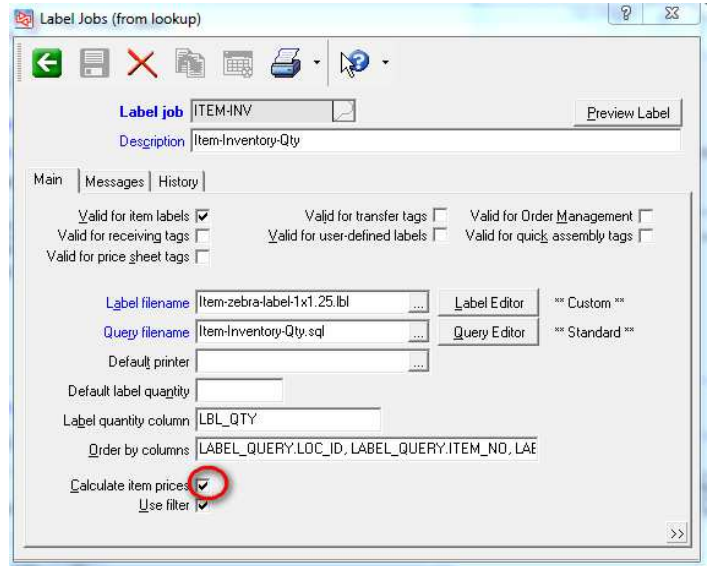


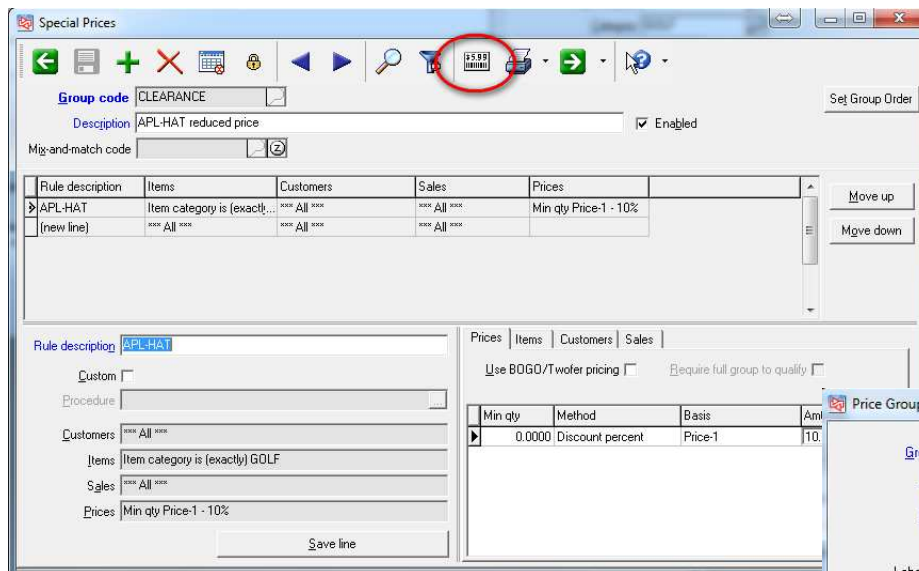
Printing item labels with sale prices

You can print sale pricing on your item labels (Prices other than Price-1). This applies to Group Codes that have a single sale price defined for each item.

Prerequisite for printing sale pricing is the label job definition has to have 'Calculate item prices' box checked.

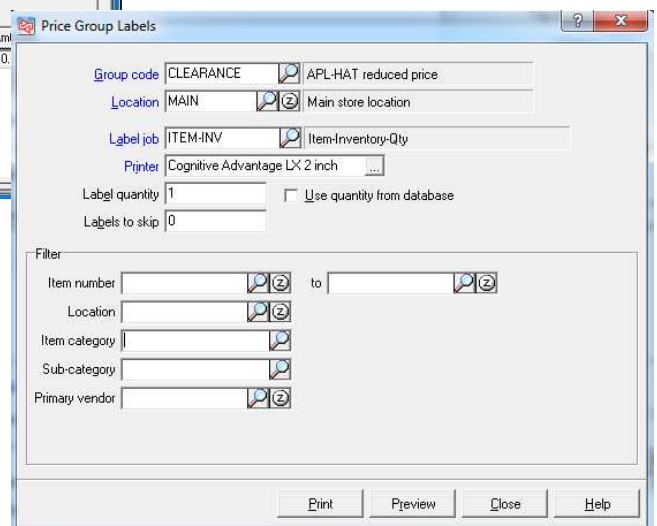


To control which price to print you go to / Inventory / Prices / -- [Specials | Promotions | Contracts], then select the Group Code you want to print labels from.



Only items matching the Group Code item filter will be printed.

After selecting the Group Code, click the label icon. This will then bring up a filter to further restrict what labels to print.



On more complicated sales: For example you could have an item that you give employees 10% off, but it's also on a spring flyer sale for 15% off and you have a blowout weekend sale that the item is on for 20% off; even within a Group Code the item may qualify for several prices based on qty sold, customer category, etc. CounterPoint will only print the first rule that has 0 or 1 for Minimum Quantity. Rules with a Minimum Quantity greater than 1 will be ignored.

* Custom SQL scripts would be needed if you want to print prices based on other rules. Keep in mind a single item could be priced differently on different promotions